

London to Kettering, Corby, Leicester, Nottingham, Derby, Chesterfield and Sheffield

**Mondays to Fridays**

Operator Train ID 1st Class/Reservations/Bus Catering facilities	EM 1F00	EM 2L09	EM 1D01	EM 1F01	EM 1D01	EM 2L57	EM 1Y01	EM 1F03	EM 1D06	EM 1Y03	EM 1F07	EM 2L59	EM 1D08	EM 1Y05	EM 1F10	EM 1D11	EM 1Y07	EM 1F12
St Pancras International (STP)	d			0527			0545	0559	0605	0617	0632		0635	0647	0702	0705	0718	0730
Luton Airport Parkway (LTN)	d						0607			0643				0709			0742	
Luton (LUT)	d						0610			0646				0712			0745	
Bedford (BDM)	d						0626		0639	0701			0711	0728			0800	
Wellingborough (WEL)	d						0637	0642		0713				0739		0751	0811	
Kettering (KET)	a						0644		0653	0721			0726	0747		0757	0819	
Kettering (KET)	d	0524		0606			0646		0654	0722			0727	0748		0758	0820	
Corby (COR)	d						0654a			0730a				0756a			0828a	
Oakham (OKM)	a																	
Melton Mowbray (MMO)	a																	
Market Harborough (MHR)	d	0534		0616					0704				0737			0808		
Leicester (LEI)	a	0547		0630	0634			0705	0718		0741		0749		0809	0822		0839
Leicester (LEI)	d	0548	0632	0641	0635	0641	0638	0706	0719		0742	0742	0750		0810	0825		0840
Syston (SYS)	d		0639				0647					0749						
Sileby (SIL)	d		0644				0652					0754						
Barrow Upon Soar (BWS)	d		0649				0658					0758						
Loughborough (LBO)	d	0558	0656a		0645	0652	0704		0729		0752	0803				0835		0850
East Midlands Parkway (EMD)	d	0606			0652	0700	0713		0737		0800	0812				0842		0857
Attenborough (ATB)	d						0721					0819						
Beeston (BEE)	d					0707	0725		0743			0823				0850		
Nottingham (NOT)	a					0713	0732		0750			0830	0812			0857		
Newark Castle (NCT)	a						0802					0900						
Lincoln (LCN)	a						0837					0930						
Grimsby Town (GMB)	a											1026						
Long Eaton (LGE)	d	0610			0657							0804						0902
Derby (DBY)	a	0619			0706			0728				0814			0830			0911
Chesterfield (CHD)	a	0641			0724			0746				0832			0851			0929
Sheffield (SHF)	a	0708			0737			0759				0845			0904			0942

Operator Train ID 1st Class/Reservations/Bus Catering facilities	EM 2L61	EM 1D13	EM 1Y09	EM 1F15	EM 1D16	EM 1Y11	EM 1F17	EM 2L63	EM 1D18	EM 1Y13	EM 1F20	EM 1D21	EM 1Y15	EM 1F22	EM 2L65	EM 1D23	EM 1M15	EM 1F25	
St Pancras International (STP)	d		0735	0749	0803	0806	0818	0832		0835	0847	0902	0905	0915	0932		0935	0945	1002
Luton Airport Parkway (LTN)	d			0811			0841			0912			0937				1007		
Luton (LUT)	d			0814			0845			0915			0940				1011		
Bedford (BDM)	d			0830			0901			0930			0956				1025		
Wellingborough (WEL)	d			0841			0912			0942			1007				1036		
Kettering (KET)	a		0825	0848		0854	0919		0924	0950		0955	1014			1021	1043		
Kettering (KET)	d		0826	0849		0855	0921		0925	0951		0956	1016			1022	1044		
Corby (COR)	d			0857a			0929a			0959a			1024a				1055		
Oakham (OKM)	a																1114		
Melton Mowbray (MMO)	a																1126		
Market Harborough (MHR)	d		0836			0905			0935			1006				1032			
Leicester (LEI)	a		0848		0908	0919		0939	0947		1009	1019		1036		1046		1107	
Leicester (LEI)	d	0842	0849		0909	0920		0940	0944	0949		1010	1020		1037	1043	1047	1108	
Syston (SYS)	d	0849							0952							1050			
Sileby (SIL)	d	0854							0957							1055			
Barrow Upon Soar (BWS)	d	0858							1002							1059			
Loughborough (LBO)	d	0903				0930		0950	1007			1030		1047	1104				
East Midlands Parkway (EMD)	d	0912				0938		0958	1016			1038		1054	1113				
Attenborough (ATB)	d	0918							1024							1119			
Beeston (BEE)	d	0922				0944			1028			1044				1123			
Nottingham (NOT)	a	0931	0911			0949			1033	1011		1050			1131	1107			
Newark Castle (NCT)	a								1056							1156			
Lincoln (LCN)	a								1128							1225			
Grimsby Town (GMB)	a								1224										
Long Eaton (LGE)	d						1002							1059					
Derby (DBY)	a				0930		1011				1030			1108				1129	
Chesterfield (CHD)	a				0948		1029				1049			1126				1147	
Sheffield (SHF)	a				1001		1042				1103			1142				1201	

For the complete service between London, Luton and Bedford see table 51  
 For the complete service between Attenborough and Nottingham see table 56  
 For the complete service between Nottingham, Lincoln and Grimsby see table 57  
 For the complete service between Derby, Chesterfield and Sheffield see table 53

NOTES (see introductory pages for explanation of train operator codes and standard symbols)

a Arrival time  
 d Departure time

London to Kettering, Corby, Leicester, Nottingham, Derby, Chesterfield and Sheffield

**Mondays to Fridays**

Operator Train ID 1st Class/Reservations/Bus Catering facilities	EM 1D26 11	EM 1Y17 11	EM 1F27 11	EM 2L67	EM 1D28 11	EM 1Y19 11	EM 1F30 11	EM 1D31 11	EM 1Y21 11	EM 1F32 11	EM 2L69	EM 1D33 11	EM 1Y23 11	EM 1F35 11	EM 1D36 11	EM 1Y25 11	EM 1F37 11	EM 2L71
St Pancras International (STP)   d	1005	1015	1032		1035	1045	1102	1105	1115	1132		1135	1145	1202	1205	1215	1232	
Luton Airport Parkway (LTN)  d		1037				1107			1137				1207			1237		
Luton (LUT)  d		1040				1110			1140				1210			1240		
Bedford (BDM)  d		1056				1126			1156				1226			1256		
Wellingborough (WEL)  d		1107				1137			1207				1237			1307		
Kettering (KET)  a	1052	1115			1121	1145		1153	1214			1220	1245		1252	1316		
Kettering (KET)  d	1053	1117			1122	1146		1154	1216			1221	1246		1253	1317		
Corby (COR)  d		1125a				1154a			1224a				1254a			1325a		
Oakham (OKM)  a																		
Melton Mowbray (MMO)  a																		
Market Harborough (MHR)  d	1103				1132			1204				1231			1305			
Leicester (LEI)  a	1117		1136		1146		1206	1217		1234		1245		1305	1318		1335	
Leicester (LEI)  d	1118		1137	1143	1147		1207	1218		1235	1243	1246		1307	1319		1336	1338
Syston (SYS)  d				1150							1250							1346
Sileby (SIL)  d				1155							1255							1351
Barrow Upon Soar (BWS)  d				1159							1259							1356
Loughborough (LBO)  d	1128		1147	1204				1228		1247c	1304				1329		1346	1402
East Midlands Parkway (EMD)   d	1135		1154	1213				1235		1254	1313				1336		1354	1412
Attenborough (ATB)  d				1219							1319							1419
Beeston (BEE)  d	1142			1223				1242			1323				1343			1422
Nottingham (NOT)   a	1150			1230	1208			1248			1331	1307			1350			1432
Newark Castle (NCT)  a				1256							1355							1459
Lincoln (LCN)  a				1329							1426							1529
Grimsby Town (GMB)  a				1425														1626
Long Eaton (LGE)  d			1159							1259								1358
Derby (DBY)   a			1208				1227			1308				1327				1407
Chesterfield (CHD)  a			1228				1246			1327				1346				1428
Sheffield (SHF)   a			1242				1300			1342				1400				1442









Operator Train ID 1st Class/Reservations/Bus Catering facilities	EM 1D38 11	EM 1Y27 11	EM 1F40 11	EM 1D41 11	EM 1Y29 11	EM 1F42 11	EM 1D43 11	EM 1Y31 11	EM 1F45 11	EM 1D46 11	EM 1Y33 11	EM 1F47 11	EM 2L75	EM 1D48 11	EM 1Y35 11	EM 1F50 11	EM 1D51 11	EM 1Y37 11
St Pancras International (STP)   d	1235	1245	1302	1305	1315	1332	1335	1345	1402	1405	1415	1432		1435	1445	1502	1505	1515
Luton Airport Parkway (LTN)   d		1307			1337			1407			1437				1507			1537
Luton (LUT)   d		1310			1340			1410			1440				1510			1540
Bedford (BDM)   d		1326			1356			1426			1456				1526			1556
Wellingborough (WEL)  d		1337			1408			1437			1508				1537			1607
Kettering (KET)  a	1321	1344		1352	1416		1421	1445		1452	1515			1521	1545		1551	1614
Kettering (KET)  d	1322	1346		1353	1417		1422	1446		1453	1516			1522	1546		1552	1615
Corby (COR)  d		1356a			1425a			1454a			1524a				1554a			1623a
Oakham (OKM)  a																		
Melton Mowbray (MMO)  a																		
Market Harborough (MHR)  d	1332			1404			1432			1503				1532			1602	
Leicester (LEI)  a	1346		1405	1417		1436	1446		1505	1516		1536		1546		1605	1615	
Leicester (LEI)  d	1347		1407	1418		1437	1447		1507	1517		1537	1539	1547		1606	1617	
Syston (SYS)  d													1547					
Sileby (SIL)  d													1552					
Barrow Upon Soar (BWS)  d													1557					
Loughborough (LBO)  d				1428		1447				1528		1547	1603					1627
East Midlands Parkway (EMD)   d				1435		1454				1535		1554	1613					1634
Attenborough (ATB)  d													1620					
Beeston (BEE)  d				1442						1542			1624					1641
Nottingham (NOT)   a	1408			1448			1507			1548			1632	1607				1650
Newark Castle (NCT)  a													1700					
Lincoln (LCN)  a													1729					
Grimsby Town (GMB)  a													1826					
Long Eaton (LGE)  d						1459							1559					
Derby (DBY)   a			1428			1508			1528				1609				1628	
Chesterfield (CHD)  a			1446			1527			1547				1628				1646	
Sheffield (SHF)   a			1500			1542			1600				1642				1700	









NOTES (see introductory pages for explanation of train operator codes and standard symbols)

- a Arrival time
- d Departure time
- c Arrives 3 minutes earlier

London to Kettering, Corby, Leicester, Nottingham, Derby, Chesterfield and Sheffield

**Mondays to Fridays**

Operator Train ID Days of operation/Notes 1st Class/Reservations/Bus Catering facilities	EM	EM	EM	EM	EM	EM	EM	EM	EM	EM	EM	EM	EM	EM	EM	EM	EM	EM	EM
	1F52	2L77	1D53	1Y39	1F55	1D90	1Y41	1F56 A	2L79 B	1D92	2L79 B	1Y43	1F60	1D61	1Y45	1F62	1D63	1Y47	
St Pancras International (STP)  d	1532		1535	1545	1602	1605	1617	1632		1635		1647	1702	1705	1717	1732	1735	1747	
Luton Airport Parkway (LTN)  d				1608			1639					1709			1741			1812	
Luton (LUT)  d				1611			1642					1712			1744			1815	
Bedford (BDM)  d				1627			1658					1728			1800			1830	
Wellingborough (WEL) d				1638			1709					1739			1811			1842	
Kettering (KET) a			1621	1646		1651	1717			1725	1746		1756	1819		1824	1850		
Kettering (KET) d			1622	1647		1652	1718			1726	1748		1758	1820		1826	1851		
Corby (COR) d				1655a			1726a				1756a			1828a			1859a		
Oakham (OKM) a																			
Melton Mowbray (MMO) a																			
Market Harborough (MHR) d			1632			1703				1737			1808			1836			
Leicester (LEI) a	1636		1646		1705	1717		1739		1749		1809	1822		1840	1848			
Leicester (LEI) d	1637	1643	1647		1706	1718		1741	1743	1751		1811	1823		1841	1850			
Syston (SYS) d		1650							1750										
Sileby (SIL) d		1655							1755										
Barrow Upon Soar (BWS) d		1659							1759										
Loughborough (LBO) d	1647	1704				1728		1751	1804		1804		1833		1851				
East Midlands Parkway (EMD)  d	1654	1713				1737		1758	1804	1815c			1841		1859	1903			
Attenborough (ATB) d		1721									1821								
Beeston (BEE) d		1725				1744					1825		1849						
Nottingham (NOT)  a		1732	1708			1750				1817	1832		1855			1913			
Newark Castle (NCT) a		1800									1901								
Lincoln (LCN) a		1834									1929								
Grimsby Town (GMB) a											2023								
Long Eaton (LGE) d	1659							1804									1903		
Derby (DBY)  a	1708				1728			1813				1834				1912			
Chesterfield (CHD) a	1728				1746			1835				1852				1931			
Sheffield (SHF)  a	1744				1801			1851				1916				1945			

Operator Train ID Days of operation/Notes 1st Class/Reservations/Bus Catering facilities	EM	EM	EM	EM	EM	EM	EM	EM	EM	EM	EM	EM	EM	EM	EM	EM	EM	EM	EM
	1F65	1D66	1Y49	1F67	2L83 B	1D99	1M51	1Y51	1F70	1D71	1Y53	1F72	2L85	1D73	2L85	1Y55	1F75	1D96	
St Pancras International (STP)  d	1802	1805	1817	1832			1835	1847	1902	1905	1915	1932		1935		1945	2002	2005	
Luton Airport Parkway (LTN)  d			1842				1909				1937					2007			
Luton (LUT)  d			1845				1912				1940					2010			
Bedford (BDM)  d			1901				1928				1956					2026			
Wellingborough (WEL) d			1912				1939				2007					2037			
Kettering (KET) a		1856	1919			1928	1947		1955	2015			2024		2045		2055		
Kettering (KET) d		1857	1920			1934	1938	1948	1956	2016			2026		2046		2057		
Corby (COR) d			1928a				1947	1956a			2024a				2054a				
Oakham (OKM) a							2006												
Melton Mowbray (MMO) a							2017												
Market Harborough (MHR) d		1907				1944			2006				2036					2107	
Leicester (LEI) a	1909	1920		1940		1956			2009	2019		2040		2048		2110	2122		
Leicester (LEI) d	1910	1921		1941	1944	1957			2010	2020		2041	2041	2050		2111	2123		
Syston (SYS) d					1951								2049						
Sileby (SIL) d					1956								2054						
Barrow Upon Soar (BWS) d					2000								2058						
Loughborough (LBO) d		1931		1951	2005	2007			2031		2051	2103		2103				2133	
East Midlands Parkway (EMD)  d		1938		1959	2014				2038		2058	2104	2104	2111				2141	
Attenborough (ATB) d					2020										2119				
Beeston (BEE) d		1945			2023					2046					2123			2149	
Nottingham (NOT)  a		1953			2030	2023				2053			2118	2129				2155	
Newark Castle (NCT) a					2058										2202				
Lincoln (LCN) a					2129										2234				
Grimsby Town (GMB) a					2222														
Long Eaton (LGE) d				2003								2103							
Derby (DBY)  a	1931			2012					2031			2112					2131		
Chesterfield (CHD) a	1949			2031					2051			2131					2150		
Sheffield (SHF)  a	2005			2047					2116			2144					2204		









NOTES (see introductory pages for explanation of train operator codes and standard symbols)









- a Arrival time
- d Departure time
- c Arrives 3 minutes earlier

- A To Leeds, see table 53
- B To Cleethorpes, see table 57

London to Kettering, Corby, Leicester, Nottingham, Derby, Chesterfield and Sheffield

**Mondays to Fridays**

Operator Train ID Days of operation/Notes 1st Class/Reservations/Bus Catering facilities	EM 1Y57	EM 2K32 C	EM 1F77	EM 2K32 C	EM 1D94	EM 1Y59	EM 1F80	EM 1D81	EM 1Y61	EM 1F82	EM 1D83	EM 1Y63	EM 1Y65	EM 2L87	EM 1F85	EM 1D86	EM 1Y67	EM 1F87
	1◇ ♣		1◇ ♣		1◇ ♣	1◇ ♣	1◇ ♣	1◇ ♣	1◇ ♣	1◇ ♣	1◇ ♣	1◇ ♣	1◇ ♣		1◇ ♣	1◇ ♣	1◇ ♣	1◇ ♣
St Pancras International (STP)  d	2015		2031		2034	2045	2102	2105	2115	2132	2135	2145	2215		2232	2235	2247	2305
Luton Airport Parkway (LTN)  d	2037					2107			2137			2207	2238				2318	2346
Luton (LUT)  d	2040					2110			2140			2210	2241				2321	
Bedford (BDM)  d	2056					2126			2156			2226	2256				2343	
Wellingborough (WEL) d	2107					2138			2207			2237	2308				2355	0020
Kettering (KET) a	2115				2120	2146		2152	2216		2221	2245	2316			2321	0002	0036
Kettering (KET) d	2116				2121	2147		2153	2217		2222	2247	2317			2322	0004	0037
Corby (COR) d	2124a					2155a			2225a			2255a	2325a				0012a	
Oakham (OKM) a																		
Melton Mowbray (MMO) a																		
Market Harborough (MHR) d					2131			2203			2232					2332		
Leicester (LEI) a			2136		2145		2205	2215		2235	2245				2336	2345		0124
Leicester (LEI) d		2130	2137		2146		2206	2218		2236	2246			2251	2337	2346		0130
Syston (SYS) d		2137												2258				
Sileby (SIL) d		2142												2303				
Barrow Upon Soar (BWS) d		2146		2146														
Loughborough (LBO) d			2147	2151				2228		2246				2310	2347	2356		0140
East Midlands Parkway (EMD)  d			2154	2210e				2235		2253	2300			2318	2354	0004		0148
Attenborough (ATB) d				2216										2323				
Beeston (BEE) d				2219				2242						2327		0016		
Nottingham (NOT)  a				2227	2207			2248			2310			2337		0022		
Newark Castle (NCT) a					2242													
Lincoln (LCN) a					2313													
Grimsby Town (GMB) a																		
Long Eaton (LGE) d			2159							2258					2359			0152
Derby (DBY)  a			2210				2228			2307					0008			0201
Chesterfield (CHD) a			2228				2246			2325					0026			
Sheffield (SHF)  a			2242				2301			2339					0039			

Operator Train ID 1st Class/Reservations/Bus Catering facilities	EM 1D88	EM 1Y69	EM 1F89	EM	EM
	1◇ ♣	1◇ ♣	1◇ ♣		
St Pancras International (STP)  d	2335		2355	0015	
Luton Airport Parkway (LTN)  d			0033	0052	
Luton (LUT)  d			0036	0056	
Bedford (BDM)  d			0100	0122	
Wellingborough (WEL) d			0111	0132	
Kettering (KET) a			0119	0141	
Kettering (KET) d	0047	0055	0110	0120	0151
Corby (COR) d			0128a		
Oakham (OKM) a					
Melton Mowbray (MMO) a					
Market Harborough (MHR) d	0112a		0135a		0216a
Leicester (LEI) a		0142		0229	
Leicester (LEI) d		0148		0236	
Syston (SYS) d					
Sileby (SIL) d					
Barrow Upon Soar (BWS) d					
Loughborough (LBO) d		0158			
East Midlands Parkway (EMD)  d		0206			
Attenborough (ATB) d					
Beeston (BEE) d		0212			
Nottingham (NOT)  a		0218			
Newark Castle (NCT) a					
Lincoln (LCN) a					
Grimsby Town (GMB) a					
Long Eaton (LGE) d					
Derby (DBY)  a				0256	
Chesterfield (CHD) a					
Sheffield (SHF)  a					

NOTES (see introductory pages for explanation of train operator codes and standard symbols)

- a Arrival time
- d Departure time
- e Arrives 11 minutes earlier
- C From Peterborough, see table 54

London to Kettering, Corby, Leicester, Nottingham, Derby, Chesterfield and Sheffield

Saturdays

Operator Train ID 1st Class/Reservations/Bus Catering facilities	EM 1F00 11	EM 1Y99 11	EM 1D01 11	EM 1F03 11	EM 1D01 11	EM 2L57	EM 1Y01 11	EM 1F05 11	EM 1D06 11	EM 1Y03 11	EM 1F07 11	EM 1D08 11	EM 1Y05 11	EM 1F10 11	EM 1D11 11	EM 1Y07 11	EM 1F12 11	EM 2L61
St Pancras International (STP)  d				0530			0533	0600	0605	0608	0630	0633	0646	0702	0705	0715	0732	
Luton Airport Parkway (LTN)  d							0600			0630			0708			0737		
Luton (LUT)  d							0603			0633			0711			0740		
Bedford (BDM)  d							0618		0638	0649		0706	0727		0739	0756		
Wellingborough (WEL)  d							0630	0642		0701			0738		0750	0808		
Kettering (KET)  a							0638		0652	0709		0720	0746		0756	0815		
Kettering (KET)  d	0526	0555	0610				0639		0653	0710		0721	0748		0757	0816		
Corby (COR)  d		0603a					0649a			0718a			0757a			0824a		
Oakham (OKM)  a																		
Melton Mowbray (MMO)  a																		
Market Harborough (MHR)  d	0536		0620						0704			0731			0807			
Leicester (LEI)  a	0550		0634	0638	←			0706	0718		0733	0744		0806	0820		0836	
Leicester (LEI)  d	0551		0646	0639	0646	0643		0707	0719		0734	0745		0807	0821		0837	0843
Syston (SYS)  d			←			0650												0850
Sileby (SIL)  d						0655												0855
Barrow Upon Soar (BWS)  d						0659												0859
Loughborough (LBO)  d	0601			0649	0656	0705		0717	0729		0744	0755			0831		0847	0904
East Midlands Parkway (EMD)  d	0608			0657	0704	0714		0724	0737		0753				0838		0854	0915c
Attenborough (ATB)  d						0722												0923
Beeston (BEE)  d					0713	0726			0743						0845			0927
Nottingham (NOT)  a					0719	0733			0751			0812			0852			0934
Newark Castle (NCT)  a						0800												0957
Lincoln (LCN)  a						0831												1029
Grimsby Town (GMB)  a																		
Long Eaton (LGE)  d	0613			0701								0757						0859
Derby (DBY)  a	0622			0709				0735				0806		0827				0908
Chesterfield (CHD)  a	0644			0728				0753				0828		0846				0930
Sheffield (SHF)  a	0708			0743				0806				0846		0900				0944









Operator Train ID 1st Class/Reservations/Bus Catering facilities	EM 1D13 11	EM 1Y09 11	EM 1F15 11	EM 1D16 11	EM 1Y11 11	EM 1F17 11	EM 2L63	EM 1D18 11	EM 1Y13 11	EM 1F20 11	EM 1D21 11	EM 1Y15 11	EM 1F22 11	EM 2L65	EM 1D23 11	EM 1Y17 11	EM 1F25 11	EM 1D26 11
St Pancras International (STP)  d	0735	0745	0802	0805	0815	0832		0835	0845	0902	0905	0915	0932		0935	0945	1002	1005
Luton Airport Parkway (LTN)  d		0807			0837				0907			0937				1007		
Luton (LUT)  d		0810			0840				0910			0940				1010		
Bedford (BDM)  d		0826			0856				0926			0956				1026		
Wellingborough (WEL)  d		0838			0908				0938			1008				1038		
Kettering (KET)  a	0821	0845		0852	0915			0921	0945		0952	1015			1021	1045		1052
Kettering (KET)  d	0822	0846		0854	0916			0922	0946		0953	1016			1022	1046		1054
Corby (COR)  d		0854a			0924a				0954a			1024a				1054a		
Oakham (OKM)  a																		
Melton Mowbray (MMO)  a																		
Market Harborough (MHR)  d	0832			0904				0932			1003				1032			1104
Leicester (LEI)  a	0845		0905	0916		0936		0945		1005	1016		1036		1045		1105	1116
Leicester (LEI)  d	0846		0906	0917		0937	0943	0946		1006	1018		1037	1042	1046		1106	1117
Syston (SYS)  d							0950							1049				
Sileby (SIL)  d							0955							1054				
Barrow Upon Soar (BWS)  d							0959							1058				
Loughborough (LBO)  d				0927		0947	1004				1028		1047	1103				1127
East Midlands Parkway (EMD)  d				0935		0954	1013				1035		1054	1112				1135
Attenborough (ATB)  d							1025							1118				
Beeston (BEE)  d							1029				1042			1122				1141
Nottingham (NOT)  a	0911			0948			1036	1009			1049			1133	1109			1149
Newark Castle (NCT)  a							1100							1159				
Lincoln (LCN)  a							1128							1230				
Grimsby Town (GMB)  a							1226											
Long Eaton (LGE)  d						0959							1059					
Derby (DBY)  a				0927		1008				1027			1108				1127	
Chesterfield (CHD)  a				0945		1028				1045			1129				1145	
Sheffield (SHF)  a				1000		1041				1058			1142				1158	









NOTES (see introductory pages for explanation of train operator codes and standard symbols)

- a Arrival time
- d Departure time
- c Arrives 3 minutes earlier

London to Kettering, Corby, Leicester, Nottingham, Derby, Chesterfield and Sheffield

Saturdays

Operator Train ID 1st Class/Reservations/Bus Catering facilities	EM 1Y19 ◇	EM 1F27 ◇	EM 2L67 ◇	EM 1D28 ◇	EM 1Y21 ◇	EM 1F30 ◇	EM 1D31 ◇	EM 1Y23 ◇	EM 1F32 ◇	EM 2L69 ◇	EM 1D33 ◇	EM 1Y25 ◇	EM 1F35 ◇	EM 1D36 ◇	EM 1Y27 ◇	EM 1F37 ◇	EM 2L71 ◇	EM 1D38 ◇
St Pancras International (STP)  d	1015	1032		1035	1045	1102	1105	1115	1132		1135	1145	1202	1205	1215	1232		1235
Luton Airport Parkway (LTN)  d	1037				1107			1137					1207		1237			
Luton (LUT)  d	1040				1110			1140					1210		1240			
Bedford (BDM)  d	1056				1126			1156					1226		1256			
Wellingborough (WEL) d	1108				1138			1208					1238		1308			
Kettering (KET) a	1115			1121	1145		1152	1215			1221	1245		1252	1315			1321
Kettering (KET) d	1116			1122	1146		1153	1216			1222	1246		1254	1316			1322
Corby (COR) d	1124a				1154a			1224a				1254a			1324a			
Oakham (OKM) a																		
Melton Mowbray (MMO) a																		
Market Harborough (MHR) d				1132			1203				1232			1304				1332
Leicester (LEI) a		1136		1145		1206	1216		1236		1245		1305	1317		1336		1345
Leicester (LEI) d		1137	1143	1147		1207	1217		1237	1243	1246		1306	1318		1337	1343	1346
Syston (SYS) d			1150							1250								1350
Sileby (SIL) d			1155							1255								1355
Barrow Upon Soar (BWS) d			1159							1259								1359
Loughborough (LBO) d		1147	1204				1227		1247	1304				1328		1347		1404
East Midlands Parkway (EMD)  d		1154	1212				1235		1254	1312				1335		1354		1412
Attenborough (ATB) d			1219							1319								1419
Beeston (BEE) d			1223				1241			1323				1342				1422
Nottingham (NOT)  a			1233	1211			1248			1332	1309			1349				1432 1408
Newark Castle (NCT) a			1300							1359								1500
Lincoln (LCN) a			1328							1427								1529
Grimsby Town (GMB) a			1426															1627
Long Eaton (LGE) d		1159							1259									1359
Derby (DBY)  a		1208				1227			1308				1327					1408
Chesterfield (CHD) a		1227				1246			1328				1346					1426
Sheffield (SHF)  a		1245				1259			1343				1400					1444

Operator Train ID 1st Class/Reservations/Bus Catering facilities	EM 1Y29 ◇	EM 1F40 ◇	EM 1D41 ◇	EM 1Y31 ◇	EM 1F42 ◇	EM 1D43 ◇	EM 1Y33 ◇	EM 1F45 ◇	EM 1D46 ◇	EM 1Y35 ◇	EM 1F47 ◇	EM 2L75 ◇	EM 1D48 ◇	EM 1Y37 ◇	EM 1F50 ◇	EM 1D51 ◇	EM 1Y39 ◇	EM 1F52 ◇
St Pancras International (STP)  d	1245	1302	1305	1315	1332	1335	1345	1402	1405	1415	1432		1435	1445	1502	1505	1515	1532
Luton Airport Parkway (LTN)  d	1307			1337			1407			1437				1507				1537
Luton (LUT)  d	1310			1340			1410			1440				1510				1540
Bedford (BDM)  d	1326			1356			1426			1456				1526				1556
Wellingborough (WEL) d	1338			1408			1438			1508				1538				1608
Kettering (KET) a	1345		1352	1415		1421	1445		1452	1515			1521	1545		1552		1615
Kettering (KET) d	1346		1353	1416		1422	1446		1453	1516			1522	1546		1553		1616
Corby (COR) d	1354a			1424a			1454a			1524a				1554a				1624a
Oakham (OKM) a																		
Melton Mowbray (MMO) a																		
Market Harborough (MHR) d			1403			1432			1503				1532			1603		
Leicester (LEI) a		1405	1416		1435	1445		1505	1516		1536		1545		1605	1616		1635
Leicester (LEI) d		1406	1418		1436	1446		1506	1518		1537	1543	1546		1606	1618		1636
Syston (SYS) d												1550						
Sileby (SIL) d												1555						
Barrow Upon Soar (BWS) d												1559						
Loughborough (LBO) d			1428		1446			1528		1547	1604					1628		1646
East Midlands Parkway (EMD)  d			1435		1454			1535		1554	1613					1635		1654
Attenborough (ATB) d												1622						
Beeston (BEE) d			1442					1542				1626				1642		
Nottingham (NOT)  a			1448		1508			1549				1631	1609		1649			
Newark Castle (NCT) a												1659						
Lincoln (LCN) a												1729						
Grimsby Town (GMB) a												1827						
Long Eaton (LGE) d				1458						1559								1658
Derby (DBY)  a		1427		1507				1527		1608					1627			1708
Chesterfield (CHD) a		1445		1526				1545		1627					1645			1730
Sheffield (SHF)  a		1500		1542				1600		1643					1658			1745

NOTES (see introductory pages for explanation of train operator codes and standard symbols)

- a Arrival time
- d Departure time

London to Kettering, Corby, Leicester, Nottingham, Derby, Chesterfield and Sheffield

Saturdays

Operator Train ID Days of operation/Notes 1st Class/Reservations/Bus Catering facilities	EM 2L77 A	EM 1D53	EM 1Y41	EM 1F55	EM 1D56	EM 1Y43	EM 1F57	EM 2L79	EM 1D58	EM 1Y45	EM 1F60	EM 1D61	EM 1Y47	EM 1F62	EM 1D63	EM 1Y49	EM 1F65	EM 1D66
	1◇	1◇	1◇	1◇	1◇	1◇	1◇		1◇	1◇	1◇	1◇	1◇	1◇	1◇	1◇	1◇	1◇
St Pancras International (STP)  15 d		1535	1545	1602	1605	1615	1632		1635	1645	1702	1705	1715	1732	1735	1745	1802	1805
Luton Airport Parkway (LTN)  7 d			1607			1637				1707			1737			1807		
Luton (LUT) 10 d			1610			1640				1710			1740			1810		
Bedford (BDM) 7 d			1626			1656				1726			1756			1826		
Wellingborough (WEL) d			1638			1708				1738			1808			1838		
Kettering (KET) a		1621	1645		1650	1715			1721	1745		1751	1815		1821	1845		1851
Kettering (KET) d		1622	1646		1652	1716			1722	1746		1752	1816		1822	1846		1852
Corby (COR) d			1654a			1724a				1754a			1824a			1854a		
Oakham (OKM) a																		
Melton Mowbray (MMO) a																		
Market Harborough (MHR) d		1632			1704c				1732			1803			1832			1903
Leicester (LEI) a		1645		1705	1717		1735		1744		1805	1816		1835	1845		1905	1916
Leicester (LEI) d	1643	1646		1706	1718		1736	1742	1745		1806	1818		1836	1846		1906	1918
Syston (SYS) d	1650							1749										
Sileby (SIL) d	1655							1754										
Barrow Upon Soar (BWS) d	1659							1758										
Loughborough (LBO) d	1704				1728		1746	1803				1828		1846				1928
East Midlands Parkway (EMD)  d	1714				1735		1753	1812				1835		1854				1935
Attenborough (ATB) d	1722							1818										
Beeston (BEE) d	1726				1742			1822				1842						1942
Nottingham (NOT)  8 a	1732	1709			1748			1832	1807			1848			1909			1948
Newark Castle (NCT) a	1758							1901										
Lincoln (LCN) a	1826							1932										
Grimsby Town (GMB) a	1923																	
Long Eaton (LGE) d							1758							1900				
Derby (DBY) 6 a				1726			1807				1827			1909			1927	
Chesterfield (CHD) a				1745			1828				1845			1928			1945	
Sheffield (SHF)  7 a				1758			1843				1900			1942			2000	

Operator Train ID Days of operation/Notes 1st Class/Reservations/Bus Catering facilities	EM 1Y51 1◇	EM 1F67 1◇	EM 2L83	EM 1D68 1◇	EM 1Y53 1◇	EM 1F70 1◇	EM 1D71 1◇	EM 1Y55 1◇	EM 1F72 1◇	EM 2L85	EM 1D73 1◇	EM 1Y57 1◇	EM 1F75 1◇	EM 1D96 1◇	EM 1Y59 1◇	EM 1F77 1◇	EM 2L87	EM 1D78 1◇
St Pancras International (STP)  15 d	1815	1832		1835	1845	1902	1905	1915	1932		1935	1945	2002	2005	2015	2032		2035
Luton Airport Parkway (LTN)  7 d	1837			1907				1937				2007			2037			
Luton (LUT) 10 d	1840			1910				1940				2010			2040			
Bedford (BDM) 7 d	1856			1926				1956				2026			2056			
Wellingborough (WEL) d	1908			1938				2008				2038			2108			
Kettering (KET) a	1915			1921	1945		1952	2015			2021	2045		2052	2115			2121
Kettering (KET) d	1916			1922	1946		1954	2016			2022	2046		2053	2116			2122
Corby (COR) d	1924a			1954a				2024a				2054a			2124a			
Oakham (OKM) a																		
Melton Mowbray (MMO) a																		
Market Harborough (MHR) d				1932			2004				2032			2103				2132
Leicester (LEI) a		1935		1944		2005	2017		2036		2045		2105	2116		2135		2145
Leicester (LEI) d		1936	1943	1946		2006	2018		2037	2043	2046		2106	2117		2136	2143	2146
Syston (SYS) d			1950							2050								2150
Sileby (SIL) d			1955							2055								2155
Barrow Upon Soar (BWS) d			1959							2059								2159
Loughborough (LBO) d		1946	2004				2028		2047	2104				2128		2146		2204
East Midlands Parkway (EMD)  d		1954	2012				2035		2054	2113	2100			2136		2154		2213
Attenborough (ATB) d			2019							2119								2219
Beeston (BEE) d			2022				2042			2123				2142				2223
Nottingham (NOT)  8 a			2029	2008			2048			2129	2110			2148				2232
Newark Castle (NCT) a			2056							2204								
Lincoln (LCN) a			2128							2231								
Grimsby Town (GMB) a																		
Long Eaton (LGE) d		1959							2059					2121				2200
Derby (DBY) 6 a		2007					2028		2108					2130				2211
Chesterfield (CHD) a		2026					2047		2127					2149				2230
Sheffield (SHF)  7 a		2040					2101		2141					2202				2243

NOTES (see introductory pages for explanation of train operator codes and standard symbols)

- a Arrival time
- d Departure time
- c Arrives 3 minutes earlier

A To Cleethorpes, see table 57

## London to Kettering, Corby, Leicester, Nottingham, Derby, Chesterfield and Sheffield

## Saturdays

Operator Train ID 1st Class/Reservations/Bus Catering facilities	EM 1Y61 ◇	EM 1F80 ♣	EM 1D81 ♣	EM 1Y63 ◇	EM 1F82 ♣	EM 1D83 ♣	EM 1Y65 ◇	EM 1F85 ♣	EM 2L89	EM 1Y67 ◇	EM 1D86 ♣	EM 1Y69 ◇	EM
St Pancras International (STP)  d	2045	2102	2105	2115	2132	2135	2145	2215		2218	2232	2235	
Luton Airport Parkway (LTN)  d	2107			2137			2207			2240			
Luton (LUT)  d	2110			2140			2210			2243			
Bedford (BDM)  d	2126			2156			2228			2259		2316	
Wellingborough (WEL) d	2138			2208			2240			2310		2335a	2345
Kettering (KET) a	2145	2152	2215		2224	2247	2302			2319	2318		0010
Kettering (KET) d	2146		2153	2216		2225	2248	2304			2319	2329	0010
Corby (COR) d	2154a			2224a			2256a					2349a	0030a
Oakham (OKM) a													
Melton Mowbray (MMO) a													
Market Harborough (MHR) d			2203			2235		2314			2329		
Leicester (LEI) a		2205	2217		2235	2248		2327			2342		
Leicester (LEI) d		2206	2218		2236	2249		2328	2333		2345		
System (SYS) d													
Sileby (SIL) d													
Barrow Upon Soar (BWS) d													
Loughborough (LBO) d			2228		2246	2259		2338	2344		2355		
East Midlands Parkway (EMD)  d			2235		2254	2306		2345	2352		0002		
Attenborough (ATB) d								2357					
Beeston (BEE) d			2242					0002		0012			
Nottingham (NOT)  a			2248			2316		0011		0018			
Newark Castle (NCT) a													
Lincoln (LCN) a													
Grimsby Town (GMB) a													
Long Eaton (LGE) d										0037			
Derby (DBY)  a		2227			2304			2355		0046			
Chesterfield (CHD) a		2245			2322								
Sheffield (SHF)  a		2258			2334								









NOTES (see introductory pages for explanation of train operator codes and standard symbols)









- a Arrival time
- d Departure time



London to Kettering, Corby, Leicester, Nottingham, Derby, Chesterfield and Sheffield

Sundays

Operator Train ID 1st Class/Reservations/Bus Catering facilities	EM 1F01 11	EM 1Y01 11	EM 1Y03 11	EM 1D03 11	EM 1F04 11	EM 1Y05 11	EM 1D06 11	EM 1F07 11	EM 1Y07 11	EM 1D09 11	EM 1Y09 11	EM 1D11 11	EM 1F11 11	EM 1Y11 11	EM 1D14 11	EM 1Y13 11	EM 1F16 11	EM 1Y15 11
St Pancras International (STP)  d				0900	0930		1000	1030		1100		1130	1202	1214	1235		1302	1314
Luton Airport Parkway (LTN)  d				0932	1002		1032	1102		1132		1202		1236	1257			1336
Luton (LUT)  d				0936			1036			1136				1239				1339
Bedford (BDM)  d				1000	1030		1100	1130		1200		1224		1255	1311			1355
Wellingborough (WEL) d				1012	1042		1112	1142		1212		1235		1307	1323			1407
Kettering (KET) a				1018	1048		1118	1148		1218		1241		1315	1329			1414
Kettering (KET) d		0945	1015	1019	1049	1100	1119	1149	1202	1219	1230	1242		1316	1330	1348		1416
Corby (COR) d		0953a	1023a			1108a			1210a		1238a			1324a		1356a		1424a
Oakham (OKM) a																		
Melton Mowbray (MMO) a																		
Market Harborough (MHR) d				1029	1059		1129	1159		1229		1252	1257		1340		1355	
Leicester (LEI) a				1043	1113		1143	1216		1243		1306	1311		1354		1409	
Leicester (LEI) d	1015			1044	1114		1144	1218		1244		1308	1313		1356		1411	
Syston (SYS) d																		
Sileby (SIL) d																		
Barrow Upon Soar (BWS) d																		
Loughborough (LBO) d	1025			1054	1124		1154	1228		1254		1323		1406		1421		
East Midlands Parkway (EMD)  d	1032			1102	1132		1202	1235		1302		1330		1414		1428		
Attenborough (ATB) d																		
Beeston (BEE) d				1108			1208			1308				1421				
Nottingham (NOT)  a				1115			1214			1315		1329		1427				
Newark Castle (NCT) a																		
Lincoln (LCN) a																		
Grimsby Town (GMB) a																		
Long Eaton (LGE) d	1037				1136			1240					1335				1433	
Derby (DBY)  a	1048				1145			1250					1344				1442	
Chesterfield (CHD) a	1111				1209			1310					1409				1510	
Sheffield (SHF)  a	1126				1224			1327					1429				1527	

Operator Train ID 1st Class/Reservations/Bus Catering facilities	EM 1D18 11	EM 1Y17 11	EM 1F20 11	EM 1Y19 11	EM 1D22 11	EM 1Y21 11	EM 1F24 11	EM 1Y23 11	EM 1F26 11	EM 1D27 11	EM 1Y25 11	EM 1F29 11	EM 1D30 11	EM 1Y27 11	EM 1F32 11	EM 1D33 11	EM 1Y29 11	EM 1F35 11
St Pancras International (STP)  d	1335		1402	1414	1435	1444	1502	1514	1532	1535	1544	1602	1605	1614	1632	1635	1644	1702
Luton Airport Parkway (LTN)  d	1357			1436		1506		1536			1606			1636			1706	
Luton (LUT)  d	1400			1439		1509		1539			1609			1639			1709	
Bedford (BDM)  d	1414			1455		1525		1555			1625			1655			1725	
Wellingborough (WEL) d	1426			1507		1537		1607			1637			1707			1737	
Kettering (KET) a	1432			1514	1520	1545		1615	1617	1623	1645		1650	1715		1721	1745	
Kettering (KET) d	1433	1446		1516	1521	1547		1617	1618	1624	1647		1651	1717		1722	1747	
Corby (COR) d		1454a		1524a		1555a		1625a			1655a			1725a			1755a	
Oakham (OKM) a																		
Melton Mowbray (MMO) a																		
Market Harborough (MHR) d	1443		1455		1531		1555			1634		1655	1701			1732		
Leicester (LEI) a	1500		1509		1545		1609		1640	1652		1708	1718		1737	1746		1805
Leicester (LEI) d	1502		1511		1547		1611		1642	1653		1709	1719		1738	1748		1806
Syston (SYS) d																		
Sileby (SIL) d																		
Barrow Upon Soar (BWS) d																		
Loughborough (LBO) d	1512		1521		1557		1621		1652	1703			1729		1748			
East Midlands Parkway (EMD)  d	1519		1529		1605		1629		1659	1711		1723	1736		1755	1802		1820
Attenborough (ATB) d																		
Beeston (BEE) d	1527				1611					1717			1743			1808		
Nottingham (NOT)  a	1533				1621					1723			1750			1815		
Newark Castle (NCT) a																		
Lincoln (LCN) a																		
Grimsby Town (GMB) a																		
Long Eaton (LGE) d			1533				1633		1704						1800			
Derby (DBY)  a			1542				1642		1713				1733		1809			1830
Chesterfield (CHD) a			1609				1710		1733				1751		1831			1848
Sheffield (SHF)  a			1627				1727		1749				1805		1846			1905

NOTES (see introductory pages for explanation of train operator codes and standard symbols)

- a Arrival time
- d Departure time

London to Kettering, Corby, Leicester, Nottingham, Derby, Chesterfield and Sheffield

Sundays

Operator	EM	EM	EM	EM	EM	EM	EM	EM	EM	EM	EM	EM	EM	EM	EM	EM	EM	EM
Train ID	1D36	1Y31	1F38	1D39	1Y33	1F41	1D42	1Y35	1F44	1D45	1Y37	1F47	1D48	1Y39	1F50	1D51	1Y41	1F53
1st Class/Reservations/Bus	1	1	1	1	1	1	1	1	1	1	1	1	1	1	1	1	1	1
Catering facilities	CP	CP	CP	CP	CP	CP	CP	CP	CP	CP	CP	CP	CP	CP	CP	CP	CP	CP
St Pancras International (STP)	d 1705	1714	1732	1735	1744	1802	1805	1814	1832	1835	1844	1902	1905	1914	1932	1935	1944	2002
Luton Airport Parkway (LTN)	d 1736				1806			1836			1906			1936			2006	
Luton (LUT)	d 1739				1809			1839			1909			1939			2009	
Bedford (BDM)	d 1755				1825			1855			1925			1955			2025	
Wellingborough (WEL)	d 1807				1837			1907			1937			2007			2037	
Kettering (KET)	a 1750	1815		1820	1845		1850	1915		1920	1945		1950	2015		2020	2045	
Kettering (KET)	d 1751	1817		1821	1847		1851	1917		1921	1947		1951	2017		2021		
Corby (COR)	d 1825a				1855a			1925a			1955a			2025a				
Oakham (OKM)	a																	
Melton Mowbray (MMO)	a																	
Market Harborough (MHR)	d 1801			1831			1901			1931			2001			2031		
Leicester (LEI)	a 1816		1837	1846		1906	1916		1937	1946		2005	2017		2037	2046		2105
Leicester (LEI)	d 1819		1838	1849		1907	1918		1938	1947		2007	2019		2038	2048		2106
Syston (SYS)	d																	
Sileby (SIL)	d																	
Barrow Upon Soar (BWS)	d																	
Loughborough (LBO)	d 1829		1848				1928		1948				2029		2048	2058		2116
East Midlands Parkway (EMD)	d 1836		1855	1902		1920	1935		1955	2001		2020	2036		2055	2105		2124
Attenborough (ATB)	d																	
Beeston (BEE)	d 1845						1944						2044					
Nottingham (NOT)	a 1850			1912			1950			2011			2050			2115		
Newark Castle (NCT)	a																	
Lincoln (LCN)	a																	
Grimsby Town (GMB)	a																	
Long Eaton (LGE)	d			1900					2000						2100			
Derby (DBY)	a 1909					1930			2009			2030			2109			2134
Chesterfield (CHD)	a 1928					1950			2030			2049			2127			2152
Sheffield (SHF)	a 1947					2005			2046			2106			2141			2208

Operator	EM	EM	EM	EM	EM	EM	EM	EM	EM	EM	EM	EM	EM
Train ID	1D54	1Y43	1F52	1D56	1Y45	1F58	1Y47	1F59	1D61	1F62	1Y49	1D64	1F66
1st Class/Reservations/Bus	1	1	1	1	1	1	1	1	1	1	1	1	1
Catering facilities	CP	CP	CP	CP	CP	CP	CP	CP	CP	CP	CP	CP	CP
St Pancras International (STP)	d 2005	2014	2032	2035	2044	2102	2114		2135	2202		2212	2300
Luton Airport Parkway (LTN)	d 2036				2106		2136		2157			2236	2332
Luton (LUT)	d 2039				2109		2139					2239	
Bedford (BDM)	d 2055				2125		2155		2211			2255	2358
Wellingborough (WEL)	d 2107				2137		2207		2223			2307	0010
Kettering (KET)	a 2050	2115		2120	2145		2215		2229			2315	0016
Kettering (KET)	d 2051	2117		2121			2217		2230			2316	0017
Corby (COR)	d 2125a						2225a					2324a	
Oakham (OKM)	a												
Melton Mowbray (MMO)	a												
Market Harborough (MHR)	d 2101			2131					2240	2256		2343	0027
Leicester (LEI)	a 2116		2136	2146		2207			2254	2311		2357	0042
Leicester (LEI)	d 2117		2138	2147		2208		2230	2256	2312		2358	0043
Syston (SYS)	d												
Sileby (SIL)	d												
Barrow Upon Soar (BWS)	d												
Loughborough (LBO)	d 2127		2148			2218		2240	2306			0008	0053
East Midlands Parkway (EMD)	d 2135		2155			2225		2247	2313	2325		0016	0100
Attenborough (ATB)	d												
Beeston (BEE)	d 2141			2206					2320			0022	
Nottingham (NOT)	a 2147			2212					2326			0028	
Newark Castle (NCT)	a												
Lincoln (LCN)	a												
Grimsby Town (GMB)	a												
Long Eaton (LGE)	d			2200			2230			2330			
Derby (DBY)	a 2209					2239		2257	2350	2339			0110
Chesterfield (CHD)	a 2227					2257				2357			
Sheffield (SHF)	a 2242					2316				0013			

NOTES (see introductory pages for explanation of train operator codes and standard symbols)

- a Arrival time
- d Departure time

Sheffield, Chesterfield, Derby, Nottingham, Leicester, Corby and Kettering to London

**Mondays to Fridays**

Operator Train ID Days of operation/Notes 1st Class/Reservations/Bus Catering facilities	EM 1Y00	EM MX	EM 1C00 MX	EM MX	EM 1C01 MX	EM 1C00 MO	EM 1C01 MO	EM 1Y02	EM 1B04	EM 1C05	EM 1Y04	EM 2L08	EM 1B07	EM 1C08	EM 1Y06	EM 1B10	EM 1C11	EM 1Y08
Sheffield (SHF)	7 d									0458				0530			0556	
Chesterfield (CHD)	d									0510				0542			0608	
Derby (DBY)	6 d		0357		0412	0420	0440		0447	0530				0602			0628	
Long Eaton (LGE)	d		0405		0429	0448		0456	0538					0610			0636	
Grimsby Town (GMB)	d																	
Lincoln (LCN)	d																	
Newark Castle (NCT)	d																	
Nottingham (NOT)	8 d								0514			0531	0549			0612		
Beeston (BEE)	d								0520							0618		
Attenborough (ATB)	d																	
East Midlands Parkway (EMD)	← d		0410		0422	0433	0453		0527	0543		0542		0615		0624	0641	
Loughborough (LBO)	d		0417		0430	0441	0500		0534	0550		0551				0632	0648	
Barrow Upon Soar (BWS)	d											0556						
Sileby (SIL)	d											0600						
Syston (SYS)	d											0605						
Leicester (LEI)	a		0427		0440	0451	0510		0544	0600		0617	0609	0628		0642	0658	
Leicester (LEI)	d		0434		0446	0452	0512		0547	0602			0610	0630		0643	0700	
Market Harborough (MHR)	d		0446	0459					0600				0624			0656		
Melton Mowbray (MMO)	d																	
Oakham (OKM)	d																	
Corby (COR)	d	0432						0539			0611				0639		0710	
Kettering (KET)	a	0440	0511	0521	0524	0534	0534	0547	0609		0619		0633		0647	0705	0718	
Kettering (KET)	d	0440		0522		0535	0535	0547	0611		0619		0636		0648	0706	0718	
Wellingborough (WEL)	d	0448						0555			0627				0656		0726	
Bedford (BDM)	7 d	0509						0609			0640				0710		0740	
Luton (LUT)	10 d	0529						0625			0656				0725		0755	
Luton Airport Parkway (LTN)	← 7 d	0532			0613		0613	0628			0659				0728		0758	
St Pancras International (STP)	← 15 a	0602	0610		0634	0610	0634	0651	0703	0709	0724		0731	0739	0751	0755	0808	0822

Operator Train ID Days of operation/Notes 1st Class/Reservations/Bus Catering facilities	EM 1B13	EM 2L10	EM 1C14	EM 1Y10	EM 1B16	EM 1C17	EM 1Y12	EM 2L12	EM 1B19	EM 1C20	EM 1Y14	EM 1P22	EM 1B22	EM 1C23	EM 1Y16	EM 2L14	EM 1B25	EM 1C26
Sheffield (SHF)	7 d		0630			0700				0733				0751				0837
Chesterfield (CHD)	d		0644			0713				0745				0812				0849
Derby (DBY)	6 d		0705			0733				0805				0832				0909
Long Eaton (LGE)	d					0741								0840				
Grimsby Town (GMB)	d																	
Lincoln (LCN)	d				0614				0640									
Newark Castle (NCT)	d				0642				0714									
Nottingham (NOT)	8 d	0649			0712			0727	0749				0813			0824	0850	
Beeston (BEE)	d				0718			0733					0819			0831		
Attenborough (ATB)	d							0737								0835		
East Midlands Parkway (EMD)	← d	0659			0726c			0744	0759				0825	0845		0842		
Loughborough (LBO)	d		0659	0719		0750		0753		0819				0852		0852		
Barrow Upon Soar (BWS)	d		0704					0759								0857		
Sileby (SIL)	d		0708					0803								0901		
Syston (SYS)	d		0714					0808								0908		
Leicester (LEI)	a	0712	0726	0729		0740	0800		0812	0829			0839	0903		0916	0910	0929
Leicester (LEI)	d	0714		0730		0743	0801		0814	0833			0840	0904			0912	0933
Market Harborough (MHR)	d	0727				0757			0827				0852				0926	
Melton Mowbray (MMO)	d											0815						
Oakham (OKM)	d											0827						
Corby (COR)	d			0740			0809				0840	0848			0910			
Kettering (KET)	a	0736		0748	0806		0817		0836		0848	0857	0905		0918		0935	
Kettering (KET)	d	0737		0748	0808		0817		0838		0848	0911			0919		0936	
Wellingborough (WEL)	d			0756			0825				0856				0927			
Bedford (BDM)	7 d			0810			0839				0910				0940			
Luton (LUT)	10 d			0825			0855				0925				0956			
Luton Airport Parkway (LTN)	← 7 d			0828			0858				0928				0959			
St Pancras International (STP)	← 15 a	0827	0839	0851	0856	0909	0921		0926	0938	0951	1003		1007	1022		1027	1038

NOTES (see introductory pages for explanation of train operator codes and standard symbols)

- a Arrival time
- d Departure time
- c Arrives 3 minutes earlier

MO Mondays only  
 MX Not Mondays

## Sheffield, Chesterfield, Derby, Nottingham, Leicester, Corby and Kettering to London

## Mondays to Fridays

Operator	EM	EM	EM	EM	EM	EM	EM	EM	EM	EM	EM	EM	EM	EM	EM	EM	EM	EM	EM
Train ID	1Y18	1B28	1C29	1Y20	2L56	1B31	1C32	1Y22	1B34	1C35	1Y24	2L58	1B37	1C38	1Y26	1B40	1C41	1Y28	
1st Class/Reservations/Bus Catering facilities	1◇	1◇	1◇	1◇		1◇	1◇	1◇	1◇	1◇	1◇		1◇	1◇	1◇	1◇	1◇	1◇	
Sheffield (SHF)	7 d		0900				0937			1000				1037			1100		
Chesterfield (CHD)	d		0912				0949			1014				1049			1113		
Derby (DBY)	6 d		0932				1009			1034				1110			1133		
Long Eaton (LGE)	d		0941							1042							1141		
Grimsby Town (GMB)	d				0741							0839							
Lincoln (LCN)	d				0838							0935							
Newark Castle (NCT)	d				0906							1003							
Nottingham (NOT)	8 d		0912		0929	0950			1012			1027	1050			1112			
Beeston (BEE)	d		0918		0935				1018			1033				1118			
Attenborough (ATB)	d				0939							1037							
East Midlands Parkway (EMD)	← d		0925	0945	0945				1025	1047		1043				1125	1146		
Loughborough (LBO)	d		0932	0953	0954				1032	1054		1052				1132	1153		
Barrow Upon Soar (BWS)	d				0959							1057							
Sileby (SIL)	d				1003							1101							
Syston (SYS)	d				1009							1106							
Leicester (LEI)	a		0942	1003	1020	1011	1029		1042	1104		1117	1110	1130		1142	1203		
Leicester (LEI)	d		0943	1004		1013	1032		1043	1106			1113	1132		1143	1205		
Market Harborough (MHR)	d		0957			1026			1057				1126			1157			
Melton Mowbray (MMO)	d																		
Oakham (OKM)	d																		
Corby (COR)	d	0940		1010				1040			1110				1140		1210		
Kettering (KET)	a	0948	1006	1018		1035		1048	1106		1118		1135		1148	1206	1218		
Kettering (KET)	d	0949	1007	1019		1036		1048	1107		1119		1136		1148	1207	1218		
Wellingborough (WEL)	d	0957		1027				1056			1127				1156		1226		
Bedford (BDM)	7 d	1010		1040				1110			1140				1210		1239		
Luton (LUT)	10 d	1026		1056				1126			1156				1225		1255		
Luton Airport Parkway (LTN)	← 7 d	1029		1059				1129			1159				1228		1258		
St Pancras International (STP)	← 15 a	1052	1055	1107	1122		1127	1138	1152	1155	1210	1222	1227	1236	1251	1254	1308	1321	

Operator	EM	EM	EM	EM	EM	EM	EM	EM	EM	EM	EM	EM	EM	EM	EM	EM	EM	EM	EM
Train ID	2L60	1B43	1C44	1Y30	1B46	1C47	1Y32	2L62	1B49	1C50	1Y34	1B52	1C53	1Y36	1B55	1C56	1Y38	1B58	
1st Class/Reservations/Bus Catering facilities		1◇	1◇	1◇	1◇	1◇	1◇		1◇	1◇	1◇	1◇	1◇	1◇	1◇	1◇	1◇	1◇	
Sheffield (SHF)	7 d		1137			1200				1237			1300			1337			
Chesterfield (CHD)	d		1149			1212				1249			1312			1349			
Derby (DBY)	6 d		1209			1232				1309			1332			1409			
Long Eaton (LGE)	d					1240							1340						
Grimsby Town (GMB)	d							1041											
Lincoln (LCN)	d	1035						1135											
Newark Castle (NCT)	d	1104						1203											
Nottingham (NOT)	8 d	1127	1150		1212			1227	1250			1312			1350			1412	
Beeston (BEE)	d	1133			1218			1233				1318						1418	
Attenborough (ATB)	d	1137						1237											
East Midlands Parkway (EMD)	← d	1143			1225	1245		1243				1325	1345					1425	
Loughborough (LBO)	d	1152			1232	1252		1252				1332	1352					1432	
Barrow Upon Soar (BWS)	d	1157						1257											
Sileby (SIL)	d	1201						1301											
Syston (SYS)	d	1206						1306											
Leicester (LEI)	a	1217	1211	1229		1242	1302		1310	1329		1342	1402		1410	1429		1442	
Leicester (LEI)	d		1213	1232		1243	1304		1313	1332		1343	1404		1413	1432		1443	
Market Harborough (MHR)	d		1226			1257			1326			1357			1426			1457	
Melton Mowbray (MMO)	d																		
Oakham (OKM)	d																		
Corby (COR)	d			1240			1310				1340			1410			1440		
Kettering (KET)	a		1235	1248	1306		1318		1335		1348	1406		1418	1435		1448	1506	
Kettering (KET)	d		1236	1248	1307		1319		1336		1348	1407		1419	1436		1448	1507	
Wellingborough (WEL)	d			1256			1327				1356			1427			1456		
Bedford (BDM)	7 d			1310			1340				1410			1440			1510		
Luton (LUT)	10 d			1325			1356				1425			1456			1525		
Luton Airport Parkway (LTN)	← 7 d			1328			1359				1428			1459			1528		
St Pancras International (STP)	← 15 a		1327	1339	1351	1354	1407	1422		1427	1438	1451	1454	1507	1522	1527	1538	1551	1554

NOTES (see introductory pages for explanation of train operator codes and standard symbols)

- a Arrival time  
d Departure time

Sheffield, Chesterfield, Derby, Nottingham, Leicester, Corby and Kettering to London

**Mondays to Fridays**

Operator Train ID 1st Class/Reservations/Bus Catering facilities	EM 1C59	EM 1P60	EM 2L66	EM 1B61	EM 1C62	EM 1Y40	EM 1B64	EM 1C65	EM 1Y42	EM 2L68	EM 1B67	EM 1C68	EM 1Y44	EM 1B98	EM 1C71	EM 1Y46	EM 2L70	EM 1B73
Sheffield (SHF)	7 d	1400			1437			1500				1537			1600			
Chesterfield (CHD)	d	1412			1449			1512				1549			1613			
Derby (DBY)	6 d	1432			1509			1532				1609			1633			
Long Eaton (LGE)	d	1440						1540							1641			
Grimsby Town (GMB)	d		1241														1441	
Lincoln (LCN)	d		1335							1437							1535	
Newark Castle (NCT)	d		1403							1504							1558	
Nottingham (NOT)	8 d		1427	1450			1512			1528	1550			1612			1628	1650
Beeston (BEE)	d		1433				1518			1534				1618			1634	
Attenborough (ATB)	d		1437							1538							1638	
East Midlands Parkway (EMD)	← d	1445	1443				1525	1545		1544				1625	1646		1644	
Loughborough (LBO)	d	1452	1452				1533	1552		1553				1632	1653		1653	
Barrow Upon Soar (BWS)	d		1457							1558							1658	
Sileby (SIL)	d		1501							1602							1702	
Syston (SYS)	d		1506							1607							1707	
Leicester (LEI)	a	1502	1517	1510	1529		1543	1602		1618	1610	1629		1642	1703		1718	1710
Leicester (LEI)	d	1504		1512	1532		1544	1604			1612	1630		1643	1705			1715
Market Harborough (MHR)	d			1526			1558				1625			1657				1728
Melton Mowbray (MMO)	d		1435															
Oakham (OKM)	d		1447															
Corby (COR)	d		1508				1541			1611			1642			1711		
Kettering (KET)	a		1517	1535	1549	1607	1619	1619		1635	1650	1706		1719		1737		
Kettering (KET)	d		1518	1536	1549	1608	1619	1619		1636	1650	1707		1719		1739		
Wellingborough (WEL)	d		1528		1557		1627	1627		1658				1727				
Bedford (BDM)	7 d		1540		1611		1641	1641		1712	1726c			1741				
Luton (LUT)	10 d		1555		1627		1657	1657		1727				1756				
Luton Airport Parkway (LTN)	← 7 d		1558		1630		1700	1700		1730				1759				
St Pancras International (STP)	← 15 a	1608	1620	1625	1636	1653	1656	1709	1724		1727	1740	1755	1803	1809	1822		1827









Operator Train ID Days of operation/Notes 1st Class/Reservations/Bus Catering facilities	EM 1C74	EM 1Y48	EM 1B76	EM 1C77	EM 1Y50	EM 1B79	EM 1C80 A	EM 1Y52	EM 1B82	EM 1C83	EM 1Y54	EM 2L74	EM 1B85	EM 1C86	EM 1Y56	EM 1B88	EM 1C89	EM 1Y58	
Sheffield (SHF)	7 d	1637		1701			1733			1800				1837			1900		
Chesterfield (CHD)	d	1649		1714			1745			1812				1849			1912		
Derby (DBY)	6 d	1709		1734			1809			1832				1909			1932		
Long Eaton (LGE)	d			1743						1840							1940		
Grimsby Town (GMB)	d											1641							
Lincoln (LCN)	d											1738							
Newark Castle (NCT)	d											1807							
Nottingham (NOT)	8 d			1712		1750			1810			1836	1850			1912			
Beeston (BEE)	d			1718					1816			1842				1918			
Attenborough (ATB)	d											1846							
East Midlands Parkway (EMD)	← d			1725	1748				1823	1845		1853				1925	1945		
Loughborough (LBO)	d			1732	1755				1830	1852		1901				1933	1952		
Barrow Upon Soar (BWS)	d											1906							
Sileby (SIL)	d											1910							
Syston (SYS)	d											1915							
Leicester (LEI)	a	1729		1742	1805		1810	1829	1840	1902		1926	1910	1929		1943	2002		
Leicester (LEI)	d	1730		1745	1806		1811	1830	1841	1904			1911	1930		1944	2004		
Market Harborough (MHR)	d			1758			1824		1857				1925			1957			
Melton Mowbray (MMO)	d																		
Oakham (OKM)	d																		
Corby (COR)	d		1740		1806		1840				1910				1940			2011	
Kettering (KET)	a		1748	1807	1814	1833	1848	1906			1918		1934		1948	2006		2019	
Kettering (KET)	d		1749	1808	1815	1834	1848	1907			1919		1935		1949	2007		2019	
Wellingborough (WEL)	d	1754	1757	1815	1823	1841	1856				1927				1957			2027	
Bedford (BDM)	7 d		1810		1840f		1910				1940				2010			2041	
Luton (LUT)	10 d		1827		1855		1925				1956				2025			2056	
Luton Airport Parkway (LTN)	← 7 d		1832		1858		1928				1959				2028			2059	
St Pancras International (STP)	← 15 a	1840	1855	1905	1910	1921	1926	1936	1951	1954	2009	2022		2027	2036	2051	2054	2108	2122

NOTES (see introductory pages for explanation of train operator codes and standard symbols)

- a Arrival time
- d Departure time
- c Arrives 3 minutes earlier
- f Arrives 4 minutes earlier
- A Also calls at Belper 1759

## Sheffield, Chesterfield, Derby, Nottingham, Leicester, Corby and Kettering to London

## Mondays to Fridays

Operator Train ID 1st Class/Reservations/Bus Catering facilities	EM 2L76	EM 1B91 1◇ ♣	EM 1C92 1◇ ♣	EM 1Y60 1◇ ♣	EM 1B94 1◇ ♣	EM 2L78	EM 1C95 1◇ ♣	EM 1B96 1◇ ♣	EM 1Y62 1◇ ♣	EM 1C98 1◇ ♣	EM 1B99 1◇ ♣	EM 2L82	EM 1Y64 1◇ ♣	EM 1C04 1◇ ♣	EM 1Y66 1◇ ♣	EM 2L88
Sheffield (SHF)  d			1937				2000			2101				2145		
Chesterfield (CHD) d			1949				2012			2113				2201		
Derby (DBY)  d			2010				2032			2134				2220		
Long Eaton (LGE) d							2040			2142				2229		
Grimsby Town (GMB) d						1840										
Lincoln (LCN) d	1837					1934										
Newark Castle (NCT) d	1902					2003										
Nottingham (NOT)  d	1927	1950			2011	2025		2048			2140	2158				2320
Beeston (BEE) d	1933				2017	2032		2056			2149	2204				2326
Attenborough (ATB) d	1937					2036					2208					
East Midlands Parkway (EMD)  d	1944				2023	2043	2045	2102		2147	2156	2215		2235		2333
Loughborough (LBO) d	1953	2004			2031	2051	2052	2110		2154		2223		2242		2341
Barrow Upon Soar (BWS) d	1958					2056						2229				
Sileby (SIL) d	2003					2100						2233				
Syston (SYS) d	2009					2105						2239				
Leicester (LEI) a	2021	2014	2032		2041	2116	2102	2120		2204	2211	2251		2252		2356
Leicester (LEI) d		2015	2033		2042		2104	2123		2206	2217			2253		
Market Harborough (MHR) d		2028			2056			2137			2230			2307		
Melton Mowbray (MMO) d																
Oakham (OKM) d																
Corby (COR) d				2040					2140				2234		2310	
Kettering (KET) a		2037		2048	2105			2146	2148		2239		2242	2316	2318	
Kettering (KET) d		2038		2049	2106			2147	2149		2240		2243	2317		
Wellingborough (WEL) d				2057					2157				2251			
Bedford (BDM)  d				2110					2210				2304			
Luton (LUT)  d				2126					2226				2322			
Luton Airport Parkway (LTN)  d				2129					2229		2318		2325			
St Pancras International (STP)  a		2134	2139	2152	2156		2207	2239	2252	2316	2353		2356	0022		

NOTES (see introductory pages for explanation of train operator codes and standard symbols)

- a Arrival time  
d Departure time

Sheffield, Chesterfield, Derby, Nottingham, Leicester, Corby and Kettering to London

Saturdays

Operator Train ID 1st Class/Reservations/Bus Catering facilities	EM 1Y00 1◇ ㄝ	EM 1C02 1◇ ㄝ	EM 1Y02 1◇ ㄝ	EM 1B04 1◇ ㄝ	EM 1Y04 1◇ ㄝ	EM 1C08 1◇ ㄝ	EM 1Y06 1◇ ㄝ	EM 1B10 1◇ ㄝ	EM 1C11 1◇ ㄝ	EM 1Y08 1◇ ㄝ	EM 1B13 1◇ ㄝ	EM 1C14 1◇ ㄝ	EM 1Y10 1◇ ㄝ	EM 1B16 1◇ ㄝ	EM 1C17 1◇ ㄝ	EM 1Y12 1◇ ㄝ	EM 2L52 1 ㄝ	EM 1B19 1◇ ㄝ
Sheffield (SHF)	7 d					0530			0556			0633				0700		
Chesterfield (CHD)	d					0542			0609			0645				0712		
Derby (DBY)	6 d	0447		0459		0602			0628			0705				0732		
Long Eaton (LGE)	d	0456		0508					0637							0740		
Grimsby Town (GMB)	d																	
Lincoln (LCN)	d																	0634
Newark Castle (NCT)	d																	0658
Nottingham (NOT)	8 d			0526				0612			0649			0712				0726
Beeston (BEE)	d							0618						0718				0733
Attenborough (ATB)	d																	0736
East Midlands Parkway (EMD)	4 d		0500		0536			0624	0641		0659			0724	0745			0744
Loughborough (LBO)	d		0508		0543			0632	0649			0719		0732	0752			0753
Barrow Upon Soar (BWS)	d																	0758
Sileby (SIL)	d																	0802
Syston (SYS)	d																	0807
Leicester (LEI)	a		0518		0553		0622		0642	0700		0712	0729		0742	0802		0818
Leicester (LEI)	d		0519		0554		0623		0643	0701		0714	0731		0743	0803		0813
Market Harborough (MHR)	d		0533		0608		0637		0656			0727		0757				0826
Melton Mowbray (MMO)	d																	
Oakham (OKM)	d																	
Corby (COR)	d	0510		0540		0610		0640			0710			0740			0810	
Kettering (KET)	a	0518		0548	0617	0618	0646	0648	0705		0718	0736		0748	0806		0818	0835
Kettering (KET)	d	0519		0549	0618	0619	0647	0648	0706		0719	0737		0749	0807		0819	0836
Wellingborough (WEL)	d	0527		0557		0627		0656			0727			0757			0827	
Bedford (BDM)	7 d	0540		0610		0641		0710			0740			0811			0840	
Luton (LUT)	10 d	0556		0626		0656		0725			0756			0826			0856	
Luton Airport Parkway (LTN)	7 d	0559		0629		0659		0728			0759			0829			0859	
St Pancras International (STP)	15 a	0623	0626	0652	0704	0722	0736	0751	0754	0808	0822	0827	0836	0852	0854	0907	0922	0927









Operator Train ID Days of operation/Notes 1st Class/Reservations/Bus Catering facilities	EM 1C20 1◇ ㄝ	EM 1Y14 1◇ ㄝ	EM 1B22 1◇ ㄝ	EM 1C23 1◇ ㄝ	EM 1Y16 1◇ ㄝ	EM 2L54 A	EM 1B25 1◇ ㄝ	EM 1C26 1◇ ㄝ	EM 1Y18 1◇ ㄝ	EM 1B28 1◇ ㄝ	EM 1C29 1◇ ㄝ	EM 1Y20 1◇ ㄝ	EM 2L56 1◇ ㄝ	EM 1B31 1◇ ㄝ	EM 1C32 1◇ ㄝ	EM 1Y22 1◇ ㄝ	EM 1B34 1◇ ㄝ	EM 1C35 1◇ ㄝ	
Sheffield (SHF)	7 d	0731			0800				0836			0901				0929		1001	
Chesterfield (CHD)	d	0743			0812				0848			0913				0941		1013	
Derby (DBY)	6 d	0804			0832				0910			0932				1005		1033	
Long Eaton (LGE)	d				0840							0941						1041	
Grimsby Town (GMB)	d					0642													
Lincoln (LCN)	d					0739							0839						
Newark Castle (NCT)	d					0806							0907						
Nottingham (NOT)	8 d			0812		0831	0850			0912			0929	0950				1012	
Beeston (BEE)	d			0818		0837				0918			0935					1018	
Attenborough (ATB)	d					0841							0939						
East Midlands Parkway (EMD)	4 d			0824	0845	0848				0924	0945		0946				1024	1046	
Loughborough (LBO)	d			0832	0852	0856				0932	0953		0955				1032	1053	
Barrow Upon Soar (BWS)	d					0901							1000						
Sileby (SIL)	d					0905							1004						
Syston (SYS)	d					0910							1009						
Leicester (LEI)	a	0825		0842	0902	0921	0910	0930		0942	1003		1020	1010	1026		1042	1103	
Leicester (LEI)	d	0827		0843	0904		0913	0932		0943	1004			1013	1027		1043	1104	
Market Harborough (MHR)	d			0857			0927			0956				1026			1056		
Melton Mowbray (MMO)	d																		
Oakham (OKM)	d																		
Corby (COR)	d		0840		0910				0940			1010				1040			
Kettering (KET)	a		0848	0906	0918		0936		0948	1005		1018		1035		1048	1105		
Kettering (KET)	d		0848	0907	0919		0937		0948	1006		1019		1036		1048	1106		
Wellingborough (WEL)	d		0856		0927				0956			1027				1056			
Bedford (BDM)	7 d		0910		0940				1010			1040				1110			
Luton (LUT)	10 d		0925		0956				1025			1055				1125			
Luton Airport Parkway (LTN)	7 d		0928		0959				1028			1058				1128			
St Pancras International (STP)	15 a	0934	0951	0954	1007	1022		1027	1039	1051	1054	1107	1121		1127	1135	1151	1154	1208









NOTES (see introductory pages for explanation of train operator codes and standard symbols)

- a Arrival time
- d Departure time
- A From Cleethorpes, see table 57

Sheffield, Chesterfield, Derby, Nottingham, Leicester, Corby and Kettering to London

Saturdays

Operator Train ID Days of operation/Notes 1st Class/Reservations/Bus Catering facilities	EM	EM	EM	EM	EM	EM	EM	EM	EM	EM	EM	EM	EM	EM	EM	EM	EM	EM		
	1Y24	2L58	1B37	1C38	1Y26	1B40	1C41	1Y28	2L60	1B43	1C44	1Y30	1B46	1C47	1Y32	2L62 A	1B49	1C50		
Sheffield (SHF)  d				1036			1100					1130			1200			1236		
Chesterfield (CHD) d				1048			1112					1142			1212			1249		
Derby (DBY)  d				1108			1132					1208			1232			1309		
Long Eaton (LGE) d							1140								1240					
Grimsby Town (GMB) d		0838														1039				
Lincoln (LCN) d		0933							1036							1133				
Newark Castle (NCT) d		1003							1104							1202				
Nottingham (NOT)  d		1030	1050				1112			1129	1150			1212			1227	1250		
Beeston (BEE) d		1036					1118			1137				1218			1233			
Attenborough (ATB) d		1040								1141							1237			
East Midlands Parkway (EMD)  d		1047					1124	1145		1148				1225	1245		1244			
Loughborough (LBO) d		1055					1132	1152		1156				1232	1252		1253			
Barrow Upon Soar (BWS) d		1100								1201							1258			
Sileby (SIL) d		1104								1205							1302			
Syston (SYS) d		1109								1210							1307			
Leicester (LEI) a		1120	1110	1128			1142	1202		1221	1210	1228		1242	1302		1318	1310	1329	
Leicester (LEI) d			1113	1130			1143	1204			1213	1231		1243	1304			1313	1332	
Market Harborough (MHR) d			1126				1157				1226			1257				1326		
Melton Mowbray (MMO) d																				
Oakham (OKM) d																				
Corby (COR) d	1110						1140			1210				1240			1310			
Kettering (KET) a	1118		1135				1148	1206		1218			1235	1248	1306		1318		1335	
Kettering (KET) d	1119		1136				1148	1207		1219			1236	1248	1307		1319		1336	
Wellingborough (WEL) d	1127						1156			1227				1256			1327			
Bedford (BDM)  d	1140						1210			1240				1310			1340			
Luton (LUT)  d	1156						1225			1256				1325			1356			
Luton Airport Parkway (LTN)  d	1159						1228			1259				1328			1359			
St Pancras International (STP)  a	1222		1227	1236	1251	1254	1309	1322				1327	1336	1351	1354	1408	1422		1427	1436

Operator Train ID Days of operation/Notes 1st Class/Reservations/Bus Catering facilities	EM	EM	EM	EM	EM	EM	EM	EM	EM	EM	EM	EM	EM	EM	EM	EM	EM	EM	EM
	1Y34	1B52	1C53	1Y36	1B55	1C56	1Y38	1B58	1C59	1Y40	2L66	1B61	1C62	1Y42	1B64	1C65	1Y44	2L68	
Sheffield (SHF)  d			1300				1336			1401				1436			1501		
Chesterfield (CHD) d			1312				1349			1413				1448			1513		
Derby (DBY)  d			1332				1409			1433				1510			1533		
Long Eaton (LGE) d			1340							1441							1541		
Grimsby Town (GMB) d												1240							
Lincoln (LCN) d												1335							1437
Newark Castle (NCT) d												1403							1506
Nottingham (NOT)  d		1312					1350			1412		1427	1450			1512			1529
Beeston (BEE) d		1318								1418		1433				1518			1535
Attenborough (ATB) d												1437							1539
East Midlands Parkway (EMD)  d		1325	1345							1424	1446					1524	1546		1546
Loughborough (LBO) d		1332	1352							1432	1453					1532	1553		1554
Barrow Upon Soar (BWS) d												1457							1559
Sileby (SIL) d												1501							1603
Syston (SYS) d												1506							1608
Leicester (LEI) a		1342	1402				1411	1429		1442	1503		1518	1510	1530		1542	1603	1620
Leicester (LEI) d		1343	1404				1413	1431		1443	1504			1513	1532		1543	1604	
Market Harborough (MHR) d		1357					1426			1456				1526			1556		
Melton Mowbray (MMO) d																			
Oakham (OKM) d																			
Corby (COR) d	1340						1410			1440			1510			1540			1610
Kettering (KET) a	1348	1406					1418	1435		1448	1505		1518		1535		1548	1605	1618
Kettering (KET) d	1348	1407					1419	1436		1448	1506		1519		1536		1548	1606	1619
Wellingborough (WEL) d	1356						1427			1456			1527			1556			1627
Bedford (BDM)  d	1410						1440			1510			1541			1610			1640
Luton (LUT)  d	1425						1456			1525			1556			1625			1656
Luton Airport Parkway (LTN)  d	1428						1459			1528			1559			1628			1659
St Pancras International (STP)  a	1451	1454	1507	1522	1527	1536	1551	1554	1608	1622			1627	1636	1651	1654	1708	1722	









NOTES (see introductory pages for explanation of train operator codes and standard symbols)









- a Arrival time
- d Departure time
- A From Cleethorpes, see table 57



## Sheffield, Chesterfield, Derby, Nottingham, Leicester, Corby and Kettering to London

## Saturdays

Operator Train ID 1st Class/Reservations/Bus Catering facilities	EM 1B67 11◇	EM 1C68 11◇	EM 1Y46 11◇	EM 1B70 11◇	EM 1C71 11◇	EM 1Y48 11◇	EM 2L70	EM 1B73 11◇	EM 1C74 11◇	EM 1Y50 11◇	EM 1B76 11◇	EM 1C77 11◇	EM 1Y52 11◇	EM 1B79 11◇	EM 1C80 11◇	EM 1Y54 11◇	EM 1B82 11◇	EM 1C83 11◇
Sheffield (SHF)  7 d		1537			1601				1637			1700			1737			1800
Chesterfield (CHD) d		1549			1613				1649			1712			1749			1812
Derby (DBY)  6 d		1611			1633				1711			1732			1811			1832
Long Eaton (LGE) d					1641							1740						1840
Grimsby Town (GMB) d							1439											
Lincoln (LCN) d							1533											
Newark Castle (NCT) d							1604											
Nottingham (NOT)  8 d	1550			1612			1632	1650			1712			1750			1812	
Beeston (BEE) d				1618			1639				1718						1818	
Attenborough (ATB) d							1642											
East Midlands Parkway (EMD)  d				1624	1646		1649				1724	1745					1824	1845
Loughborough (LBO) d				1632	1653		1658				1732	1752					1832	1852
Barrow Upon Soar (BWS) d							1703											
Sileby (SIL) d							1707											
Syston (SYS) d							1712											
Leicester (LEI) a	1610	1631		1642	1703		1723	1712	1731		1742	1802		1810	1831		1842	1902
Leicester (LEI) d	1613	1632		1643	1704			1713	1733		1743	1804		1813	1833		1843	1904
Market Harborough (MHR) d	1626			1656				1726			1756			1826			1856	
Melton Mowbray (MMO) d																		
Oakham (OKM) d																		
Corby (COR) d			1640			1710				1740			1810				1840	
Kettering (KET) a	1635	1648	1705			1718		1735		1748	1805		1818	1835		1848	1905	
Kettering (KET) d	1636		1648	1706		1719		1736		1748	1806		1819	1836		1848	1906	
Wellingborough (WEL) d			1656			1727				1756			1827				1856	
Bedford (BDM)  7 d			1710			1740				1810			1840				1910	
Luton (LUT)  10 d			1725			1756				1825			1856				1925	
Luton Airport Parkway (LTN)  7 d			1728			1759				1828			1859				1928	
St Pancras International (STP)  15 a	1727	1736	1751	1754	1808	1822		1827	1836	1851	1854	1907	1922	1927	1936	1951	1954	2007











Operator Train ID 1st Class/Reservations/Bus Catering facilities	EM 1Y56 11◇	EM 2L74	EM 1B85 11◇	EM 1C86 11◇	EM 1Y58 11◇	EM 1B88 11◇	EM 1C89 11◇	EM 1Y60 11◇	EM 2L76	EM 1B91 11◇	EM 1C92 11◇	EM 1Y62 11◇	EM 1B94 11◇	EM 1C95 11◇	EM 1Y64 11◇	EM 2L78	EM 1B97 11◇	EM 1C96 11◇
Sheffield (SHF)  7 d				1837			1901				1937			2001				2030
Chesterfield (CHD) d				1849			1913				1949			2013				2042
Derby (DBY)  6 d				1909			1933				2011			2033				2102
Long Eaton (LGE) d							1941							2041				
Grimsby Town (GMB) d		1638														1839		
Lincoln (LCN) d		1731						1830								1934		
Newark Castle (NCT) d		1758						1858								2003		
Nottingham (NOT)  8 d		1827	1850			1912			1927	1950			2012			2033	2050	
Beeston (BEE) d		1833				1918			1933				2018			2039		
Attenborough (ATB) d		1837							1937							2043		
East Midlands Parkway (EMD)  d		1844				1924	1945		1944			2024	2046		2049		2112	
Loughborough (LBO) d		1852				1932	1953		1952			2032	2053		2058		2119	
Barrow Upon Soar (BWS) d		1857							1957						2103			
Sileby (SIL) d		1901							2001						2107			
Syston (SYS) d		1906							2006						2112			
Leicester (LEI) a		1918	1910	1929		1942	2003		2018	2010	2031		2042	2103		2110	2129	
Leicester (LEI) d			1913	1932		1943	2004			2013	2032		2043	2104			2114	
Market Harborough (MHR) d			1926			1956				2026			2056				2127	
Melton Mowbray (MMO) d																		
Oakham (OKM) d																		
Corby (COR) d	1910				1940			2010				2040			2110			
Kettering (KET) a	1918		1935		1948	2005		2018		2035		2048	2105		2118		2136	
Kettering (KET) d	1919		1936		1948	2006		2019		2036		2048	2106		2119		2137	
Wellingborough (WEL) d	1927				1956			2027				2056			2127			
Bedford (BDM)  7 d	1940				2010			2040				2110			2140		2155	
Luton (LUT)  10 d	1956				2025			2055				2125			2156			
Luton Airport Parkway (LTN)  7 d	1959				2028			2058				2128			2159			
St Pancras International (STP)  15 a	2022		2027	2038	2051	2054	2107	2121		2126	2138	2151	2154	2208	2222		2234	

NOTES (see introductory pages for explanation of train operator codes and standard symbols)

- a Arrival time  
d Departure time

## Sheffield, Chesterfield, Derby, Nottingham, Leicester, Corby and Kettering to London

## Saturdays

Operator Train ID 1st Class/Reservations/Bus Catering facilities	EM	EM	EM	EM	EM	EM	EM	EM
	1Y66 1◇	1Y68 1◇	1B00 1◇ ♣	1C98 1◇	2L82	2L86	1Y70 1◇	2L88
Sheffield (SHF)  d				2100				
Chesterfield (CHD) d				2114				
Derby (DBY)  d				2134				
Long Eaton (LGE) d				2143				
Grimsby Town (GMB) d								
Lincoln (LCN) d					2042			
Newark Castle (NCT) d					2110			
Nottingham (NOT)  d			2125		2149	2233		2318
Beeston (BEE) d			2131		2155	2239		2324
Attenborough (ATB) d					2159	2243		
East Midlands Parkway (EMD)  d			2137	2147	2206	2249		2332
Loughborough (LBO) d			2145	2155	2214	2258		2340
Barrow Upon Soar (BWS) d					2219	2303		
Sileby (SIL) d					2223	2307		
Syston (SYS) d					2228	2312		
Leicester (LEI) a			2155	2205	2240	2323		2354
Leicester (LEI) d			2156					
Market Harborough (MHR) d			2209					
Melton Mowbray (MMO) d								
Oakham (OKM) d								
Corby (COR) d	2140	2201				2240		
Kettering (KET) a	2148	2209	2218			2248		
Kettering (KET) d	2148		2219					
Wellingborough (WEL) d	2156		2227					
Bedford (BDM)  d	2210							
Luton (LUT)  d	2225							
Luton Airport Parkway (LTN)   d	2228							
St Pancras International (STP)   a	2251		2315					

NOTES (see introductory pages for explanation of train operator codes and standard symbols)

- a Arrival time
- d Departure time

Sheffield, Chesterfield, Derby, Nottingham, Leicester, Corby and Kettering to London

Sundays

Operator Train ID 1st Class/Reservations/Bus Catering facilities	EM 1C01 1◇	EM 1B02 1◇	EM 1C03 1◇	EM 1B04 1◇	EM 1C06 1◇	EM 1Y00 1◇	EM 1B07 1◇	EM 1Y02 1◇	EM 1C09 1◇	EM 1B10 1◇	EM 1Y04 1◇	EM 1B12 1◇	EM 1C13 1◇	EM 1Y06 1◇	EM 1B15 1◇	EM 1C16 1◇	EM 1Y08 1◇	EM 1Y10 1◇
Sheffield (SHF)					0823				0926				1052			1152		
Chesterfield (CHD)					0835				0938				1105			1204		
Derby (DBY)	0700		0751		0855				0958				1126			1225		
Long Eaton (LGE)			0759		0903				1007				1135			1235		
Grimsby Town (GMB)																		
Lincoln (LCN)																		
Newark Castle (NCT)																		
Nottingham (NOT)		0724		0821			0926			1016		1110			1209			
Beeston (BEE)				0827								1116			1215			
Attenborough (ATB)																		
East Midlands Parkway (EMD)	0711	0734	0804	0833	0908		0936		1011	1026		1122	1140		1221	1239		
Loughborough (LBO)		0741	0811	0841	0915		0943		1019	1033		1130	1147		1229	1247		
Barrow Upon Soar (BWS)																		
Sileby (SIL)																		
Syston (SYS)																		
Leicester (LEI)	a 0725	0752	0822	0852	0926		0954		1030	1044		1141	1158		1240	1258		
Leicester (LEI)	d 0726	0753	0823	0853	0927		0956		1031	1046		1144	1200		1242	1259		
Market Harborough (MHR)	d 0743	0810	0840	0910	0944		1013		1044	1059		1158	1213		1256	1312		
Melton Mowbray (MMO)																		
Oakham (OKM)																		
Corby (COR)						1000		1038			1141			1227			1310	1341
Kettering (KET)	a 0752	0819	0849	0919	0953	1008	1022	1046	1053	1108	1149	1207		1235	1305		1318	1349
Kettering (KET)	d 0753	0820	0850	0920	0954		1023		1054	1109	1149	1208		1235	1306		1318	1349
Wellingborough (WEL)	d 0800	0827	0857	0927	1001		1031		1101	1116	1158			1244			1326	1357
Bedford (BDM)	d 0812	0844	0914	0944	1014		1044		1114	1130	1210			1256			1339	1410
Luton (LUT)	d 0834			1004			1102				1225			1312			1355	1425
Luton Airport Parkway (LTN)	d 0838	0906	0936	1008	1039		1106		1135	1153	1228			1315			1358	1428
St Pancras International (STP)	a 0915	0942	1011	1041	1111		1141		1211	1219	1252	1255	1308	1339	1353	1408	1422	1452

Operator Train ID 1st Class/Reservations/Bus Catering facilities	EM 1B19 1◇	EM 1C20 1◇	EM 1Y12 1◇	EM 1C22 1◇	EM 1Y14 1◇	EM 1B24 1◇	EM 1C25 1◇	EM 1Y16 1◇	EM 1C27 1◇	EM 1Y18 1◇	EM 1B29 1◇	EM 1C30 1◇	EM 1Y20 1◇	EM 1B32 1◇	EM 1C33 1◇	EM 1Y22 1◇	EM 1B35 1◇	EM 1C36 1◇
Sheffield (SHF)		1252		1331				1351		1432			1451			1531		1551
Chesterfield (CHD)		1304		1344				1404		1445			1504			1544		1604
Derby (DBY)		1325		1406				1425		1506			1528			1606		1628
Long Eaton (LGE)		1335						1434					1538					1637
Grimsby Town (GMB)																		
Lincoln (LCN)																		
Newark Castle (NCT)																		
Nottingham (NOT)	d 1310					1410					1506			1547			1610	
Beeston (BEE)	d 1316					1416					1512						1616	
Attenborough (ATB)																		
East Midlands Parkway (EMD)	d 1323	1339		1416		1423	1439		1516		1520	1542		1557	1616		1623	1642
Loughborough (LBO)	d 1330	1347				1430	1446				1528	1550					1630	1649
Barrow Upon Soar (BWS)																		
Sileby (SIL)																		
Syston (SYS)																		
Leicester (LEI)	a 1341	1358		1430		1441	1457		1530		1541	1601		1611	1630		1641	1700
Leicester (LEI)	d 1343	1359		1432		1443	1459		1532		1543	1602		1613	1632		1643	1702
Market Harborough (MHR)	d 1356	1412				1456	1512				1556			1626			1656	
Melton Mowbray (MMO)																		
Oakham (OKM)																		
Corby (COR)			1410		1440			1510		1540			1610			1640		
Kettering (KET)	a 1405		1418		1448	1505		1518		1548	1605		1618	1635		1648	1705	
Kettering (KET)	d 1406		1418		1448	1506		1518		1548	1606		1618	1636		1648	1706	
Wellingborough (WEL)			1426		1456			1526		1556			1626			1656		
Bedford (BDM)	d 1439			1509				1539		1609			1639			1709		
Luton (LUT)	d 1455			1525				1555		1625			1655			1725		
Luton Airport Parkway (LTN)	d 1458			1528				1558		1628			1658			1728		
St Pancras International (STP)	a 1455	1508	1522	1538	1552	1555	1608	1622	1638	1652	1655	1708	1722	1727	1738	1752	1755	1808

NOTES (see introductory pages for explanation of train operator codes and standard symbols)

- a Arrival time
- d Departure time

Sheffield, Chesterfield, Derby, Nottingham, Leicester, Corby and Kettering to London

Sundays

Operator	EM	EM	EM	EM	EM	EM	EM	EM	EM	EM	EM	EM	EM	EM	EM	EM	EM	EM	EM
Train ID	1Y24	1B38	1C39	1Y26	1B41	1C42	1Y28	1B44	1C45	1Y30	1B47	1C48	1Y32	1B50	1Y34	1B52	1C53	1Y36	
1st Class/Reservations/Bus Catering facilities	1◇	1◇	1◇	1◇	1◇	1◇	1◇	1◇	1◇	1◇	1◇	1◇	1◇	1◇	1◇	1◇	1◇	1◇	
	⚡	⚡	⚡	⚡	⚡	⚡	⚡	⚡	⚡	⚡	⚡	⚡	⚡	⚡	⚡	⚡	⚡	⚡	
Sheffield (SHF)	7 d		1628			1651			1728			1751					1851		
Chesterfield (CHD)	d		1640			1703			1741			1803					1903		
Derby (DBY)	6 d		1701			1725			1802			1826					1923		
Long Eaton (LGE)	d					1734						1834					1932		
Grimsby Town (GMB)	d																		
Lincoln (LCN)	d																		
Newark Castle (NCT)	d																		
Nottingham (NOT)	8 d	1647			1710			1745			1810			1845		1906			
Beeston (BEE)	d				1716						1816					1912			
Attenborough (ATB)	d																		
East Midlands Parkway (EMD)	← d	1657	1712		1723	1739		1757	1813		1823	1839		1857		1919	1937		
Loughborough (LBO)	d		1719		1730	1746					1830	1846				1926	1944		
Barrow Upon Soar (BWS)	d																		
Sileby (SIL)	d																		
Syston (SYS)	d																		
Leicester (LEI)	a	1711	1730		1741	1757		1811	1827		1841	1857		1911		1937	1955		
Leicester (LEI)	d	1713	1732		1743	1802		1813	1829		1843	1902		1913		1943	1959		
Market Harborough (MHR)	d	1726			1756			1826	1842		1856			1926		1956			
Melton Mowbray (MMO)	d																		
Oakham (OKM)	d																		
Corby (COR)	d	1710		1740			1810			1840			1910					2005	
Kettering (KET)	a	1718	1735	1748	1805		1818	1835		1848	1905		1918	1935	1948	2005		2013	
Kettering (KET)	d	1718	1736	1748	1806		1818	1836		1848	1906		1918	1936	1948	2006		2018	
Wellingborough (WEL)	d	1726		1756			1826		1856		1926		1956					2026	
Bedford (BDM)	7 d	1739		1809			1839		1909		1939		2009					2039	
Luton (LUT)	10 d	1755		1825			1855		1925		1955		2025			2044		2055	
Luton Airport Parkway (LTN)	← 7 d	1758		1828			1858		1928		1958		2028					2058	
St Pancras International (STP)	⚡ 15 a	1822	1827	1838	1852	1855	1908	1922	1927	1938	1952	1955	2008	2022	2027	2052	2055	2108	2122

Operator	EM	EM	EM	EM	EM	EM	EM
Train ID	1B55	1C56	1Y38	1Y40	1C59	1B60	1B62
1st Class/Reservations/Bus Catering facilities	1◇	1◇	1◇	1◇	1◇	1◇	1◇
	⚡	⚡	⚡	⚡	⚡	⚡	⚡
Sheffield (SHF)	7 d	1951			2029		
Chesterfield (CHD)	d	2003			2042		
Derby (DBY)	6 d	2025			2103		
Long Eaton (LGE)	d	2034			2112		
Grimsby Town (GMB)	d						
Lincoln (LCN)	d						
Newark Castle (NCT)	d						
Nottingham (NOT)	8 d	1959				2109	2150
Beeston (BEE)	d	2005				2115	2156
Attenborough (ATB)	d						
East Midlands Parkway (EMD)	← d	2012	2039		2117	2121	2202
Loughborough (LBO)	d	2019	2046		2124	2129	2210
Barrow Upon Soar (BWS)	d						
Sileby (SIL)	d						
Syston (SYS)	d						
Leicester (LEI)	a	2030	2057		2135	2140	2221
Leicester (LEI)	d	2032	2059		2136	2141	
Market Harborough (MHR)	d	2045	2112		2150	2154	
Melton Mowbray (MMO)	d						
Oakham (OKM)	d						
Corby (COR)	d			2110	2140		
Kettering (KET)	a	2054		2118	2148	2159	2203
Kettering (KET)	d	2055		2118		2200	2204
Wellingborough (WEL)	d	2102		2126		2207	2211
Bedford (BDM)	7 d	2115		2139		2220	2225
Luton (LUT)	10 d			2155		2235	2240
Luton Airport Parkway (LTN)	← 7 d	2131		2158		2238	2244
St Pancras International (STP)	⚡ 15 a	2155	2208	2222		2301	2307

NOTES (see introductory pages for explanation of train operator codes and standard symbols)

- a Arrival time
- d Departure time